






Body Composition Monitor & Scale Comparison Chart

| |  |  |  |  |  |  |
|---------------------|---|---|---|--|---|---|
| | SC-100 | HBF-306CN | HBF-400 | HBF-510W | HBF-514C | HBF-516B |
| Body Weight | ✓ | | ✓ | ✓ | ✓ | ✓ |
| Body Fat Percentage | | ✓ | ✓ | ✓ | ✓ | ✓ |
| Body Mass Index | | ✓ | ✓ | ✓ | ✓ | ✓ |
| Skeletal Muscle | | | | ✓ | ✓ | ✓ |
| Visceral Fat | | | | ✓ | ✓ | ✓ |
| Resting Metabolism | | | | | ✓ | ✓ |
| Body Age | | | | | ✓ | ✓ |
| Memory | | | Last Reading | | 90-Day | 90-Day |
| User Profiles | | 9 | 9 | 9 | 9 | 9 |
| Sensor Technology | Step-on/ Step-off | Hand-to-Foot | Foot-to-Foot | Full Body | Full Body | Full Body |
| Battery | 1 CR2032 | 2 AAA | 4 AA | 4 AA | 4 AA | 4 AA |