

Thank you for purchasing the OMRON® H-003DS Small Adult Arm Cuff. This arm cuff is intended for use with OMRON blood pressure monitors designed to be used with OMRON models HEM-432C, HEM-711AC and HEM-705CP series.

The H-003DS D-ring Cuff fits an arm circumference range of 7" to 9" (17cm to 22cm).

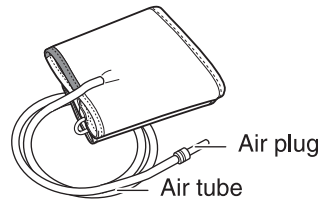


Refer to the instruction manual provided with the blood pressure monitor for complete instructions on operating the device.

INSTRUCTIONS FOR USE

To connect the cuff to your OMRON Automatic or manual blood pressure monitor:

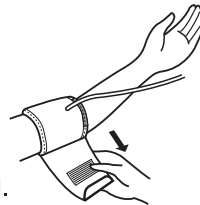
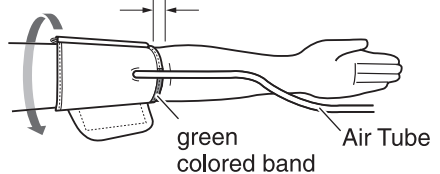
1. Remove the existing arm cuff by disconnecting the air plug from the monitor.
2. Connect the new cuff to the unit by inserting the air plug into the air jack on the unit.



Small Adult Arm Cuff

HOW TO APPLY THE ARM CUFF

1. Make sure the air plug is securely inserted into the blood pressure monitor.
2. Remove tight-fitting clothing from your upper left arm. 1 - 2 cm (1/2 inch)
3. Apply the cuff to your upper left arm so that the green colored band (indicating the center of the bladder) is positioned 1/2" above your elbow.
4. Wrap the cuff firmly in place around your arm using the cloth fastening. Make certain the green area of the cuff covers the brachial artery.



Manufactured by : OMRON HEALTHCARE Co., Ltd.

53, Kunotsubo, Terado-cho, Muko, Kyoto, 617-0002 JAPAN

Distributed by : OMRON HEALTHCARE, INC.

1925 West Field Court, Lake Forest, IL 60045 U.S.A.

www.omronhealthcare.com

©2013 OMRON HEALTHCARE, INC.

Toll-Free Customer Service

1-800-634-4350

Made in Japan
0697764-7A