




IMPORTANT SAFETY INSTRUCTIONS SAVE THESE INSTRUCTIONS



AC Adapter for Omron® Digital Blood Pressure Monitor Model HEM-ADPT907

Thank you for purchasing the Omron® HEM-ADPT907 AC adapter.

-  Please read this instruction manual before using the AC adapter.
Please keep this instruction manual for future reference.

-DANGER-

TO REDUCE THE RISK OF FIRE OR ELECTRIC SHOCK, CAREFULLY FOLLOW THESE INSTRUCTIONS.

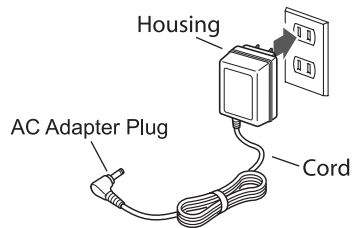
-  For connection to a power supply not in the U.S.A, use an attachment plug adapter of the proper configuration for the power outlet.
-  The power unit (AC adapter) is intended to be correctly oriented in a vertical or floor mount position.

TO CONNECT THE AC ADAPTER



- Insert the AC adapter plug into the AC adapter jack on the monitor.
- Plug the AC adapter into a 120V AC outlet (60 cycles).

TO DISCONNECT THE AC ADAPTER

- Hold and pull the housing to remove the AC adapter from the electrical outlet. Do not remove by pulling the cord.
- Remove the AC adapter plug from the monitor.



WARNING

-  Do not plug or unplug the power cord into the electrical outlet with wet hands.
-  Do not overload power outlets. Plug the device into the appropriate voltage outlet.

NOTES

Operating temperature / humidity / air pressure:
50 °F to 104 °F (10 °C to 40 °C) / 15 to 95% RH / 700 to 1060 hPa
Storage temperature / humidity:
-4 °F to 140 °F (-20 °C to 60 °C) / 10 to 95% RH

 : Class II equipment

 : For indoor use only

 : Direct current

 : Alternating current

Manufactured for :
OMRON HEALTHCARE Co., Ltd.
53 Kunotsubo, Terado-cho,
Muko, Kyoto, 617-0002 JAPAN

Distributed by :
OMRON HEALTHCARE, INC.
1925 West Field Court,
Lake Forest, IL 60045 U.S.A.

Made in China
5323146-7B